

# Maestro 25 PL



▶ *Commercial desking - Panel Leg*



▶ *The Maestro 25 PL range of desks is a 25mm commercial desking system. Panel legs offer a traditional design while ensuring strength and quality are not compromised. Complementary primary and secondary storage are available to complete the range.*

# Maestro 25 PL



Commercial desking - Panel Leg



*"panel leg desking..."*



▶ **The Maestro 25 PL** range of desks is a 25mm commercial desking system. Panel legs offer a traditional design while ensuring strength and quality are not compromised. Complementary primary and secondary storage are available to complete the range.



## Overview

*The Maestro 25 PL is manufactured to the highest specification in the UK.*

*All MFC is produced using sustainable practices. By suppliers who are part of the FSC chain of custody and the WWF foundation assuring that all our material comes from sustainable forestry.*

*All our MFC is tested to the highest standards and meets EN standard EN 14322:2004 as well as being BM Trade Certified to ISO9001:2008, ISO 14001:2004 and OHSAS 18001.*

## Features & Benefits

- ▶ 25mm desk top
- ▶ 18mm MFC back modesty panel
- ▶ Adjustable feet
- ▶ Wave Desks allows 1 fixed pedestal on 800mm end
- ▶ Ergonomic Desks allows 1 fixed pedestal on 800mm end
- ▶ 65mm diameter cable ports



# Maestro 25 PL



## ✦ Panel leg slab design



✦ **Panel-End Leg:**  
Manufactured from 25mm MFC with 2mm ABS edging. Leg complete with adjustable feet.



✦ **Screens:**  
Choice of screen styles, sizes and colours complement the range.



✦ **Storage:**  
A wide range of contemporary storage accompanies this range to suit all office environments.



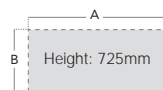
DESK - M2W18P2

# Maestro 25 PL Commercial Desking - Panel End Frame Leg

Colours available in Beech, Oak and Maple.  
Please add suffix when ordering eg. MW8 in Beech = MW8B

## Straight desk

CODE	A	B
MW8	800	800
MW10	1000	800
MW12	1200	800
MW14	1400	800
MW16	1600	800
MW18	1800	800

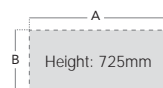


Traditional Panel End design. With two cable access ports in a 25mm top except MW8 which has one cable access port only.

## Straight Desk with 2 Drawer Pedestal



Traditional Panel End design. With two cable access ports in a 25mm top with fixed 2 drawer lockable pedestal. Accepts A4 & foolscap files. Pedestal can be fitted to left or right hand side.



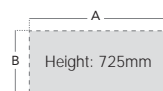
CODE	A	B
M1W12P2	1200	800
M1W14P2	1400	800
M1W16P2	1600	800
M1W18P2	1800	800



## Straight Desk with 3 Drawer Pedestal



Traditional Panel End design. With two cable access ports in a 25mm top with fixed 3 drawer lockable pedestal. Pedestal can be fitted to left or right hand side.



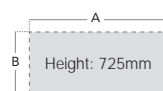
CODE	A	B
M1W12P3	1200	800
M1W14P3	1400	800
M1W16P3	1600	800
M1W18P3	1800	800



## Straight Desk with 2 + 2 Drawer Pedestals



Traditional Panel End design. With two cable access ports in a 25mm top with fixed double 2 drawer lockable pedestals. Accepts A4 & foolscap files



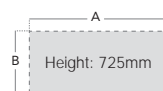
CODE	A	B
M1W16P22	1600	800
M1W18P22	1800	800



## Straight Desk with 2 + 3 Drawer Pedestals



Traditional Panel End design. With two cable access ports in a 25mm top with fixed 2 & 3 drawer lockable pedestals. 2 drawer accepts A4 & foolscap files



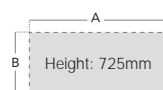
CODE	A	B
M1W16P23	1600	800
M1W18P23	1800	800



## Straight Desk with 3 + 3 Drawer Pedestals



Traditional Panel End design. With two cable access ports in a 25mm top with fixed double 3 drawer lockable pedestals.



CODE	A	B
M1W16P33	1600	800
M1W18P33	1800	800



# Maestro 25 PL *Commercial desking - Panel End Leg*


## Straight Desk with 2 Drawer Pedestal + Silver Handles



Traditional Panel End design. With two cable access ports in a 25mm top with fixed 2 drawer lockable pedestal. Accepts A4 & foolscap files. Pedestal can be fitted to left or right hand side.



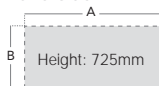
CODE	A	B
M2W12P2	1200	800
M2W14P2	1400	800
M2W16P2	1600	800
M2W18P2	1800	800




## Straight Desk with 3 Drawer Pedestal + Silver Handles



Traditional Panel End design. With two cable access ports in a 25mm top with fixed 3 drawer lockable pedestal. Pedestal can be fitted to left or right hand side.



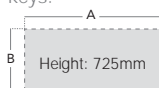
CODE	A	B
M2W12P3	1200	800
M2W14P3	1400	800
M2W16P3	1600	800
M2W18P3	1800	800




## Straight Desk with 2 + 2 Drawer Pedestals + Silver Handles



Traditional Panel End design. With two cable access ports in a 25mm top with fixed double 2 drawer pedestals. Accepts A4 & foolscap files. Pedestals fully lockable and supplied with two keys.



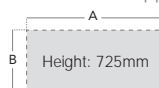
CODE	A	B
M2W16P22	1600	800
M2W18P22	1800	800




## Straight Desk with 2 + 3 Drawer Pedestals + Silver Handles



Traditional Panel End design. With two cable access ports in a 25mm top with fixed 2 & 3 drawer pedestals. Accepts A4 & foolscap files. Pedestals fully lockable and supplied with two keys.



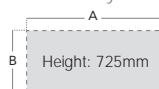
CODE	A	B
M2W16P23	1600	800
M2W18P23	1800	800




## Straight Desk with 3 + 3 Drawer Pedestals + Silver Handles



Traditional Panel End design. With two cable access ports in a 25mm top with fixed double 3 drawer pedestals. Pedestals fully lockable and supplied with two keys.



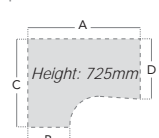
CODE	A	B
M2W16P33	1600	800
M2W18P33	1800	800




## Left Hand Ergonomic Desk



Traditional Panel End design for greater strength. With two cable access ports in a 25mm top. Accepts one fixed pedestal on 800mm end.



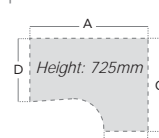
CODE	A	B	C	D
25WEL16	1600	600	1200	800
25WEL18	1800	600	1200	800




## Right Hand Ergonomic Desk



Traditional Panel End design for greater strength. With two cable access ports in a 25mm top. Accepts one fixed pedestal on 800mm end.



CODE	A	B	C	D
25WER16	1600	600	1200	800
25WER18	1800	600	1200	800

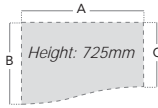


# Maestro 25 PL Commercial Desking - Panel End Frame Leg / Storage


## Left Hand Wave Desk



Traditional Panel End design for greater strength. With two cable access ports in a 25mm top. Accepts one fixed pedestal on 800mm end.



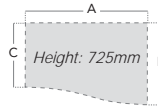
CODE	A	B	C
25WWL12	1200	990	800
25WWL14	1400	990	800
25WWL16	1600	990	800




## Right Hand Wave Desk



Traditional panel end leg design for greater. With two cable access ports in a 25mm top. Accepts one fixed pedestal on 800mm end.



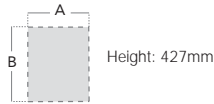
CODE	A	B	C
25WWR12	1200	990	800
25WWR14	1400	990	800
25WWR16	1600	990	800



## 2 and 3 Drawer Fixed Pedestals



252F with one filing drawer and one box drawer, fully locking. Accepts both A4 & foolscap files. 253F with three box drawers (fully locking).



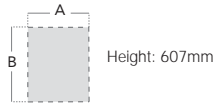
CODE	A	B	DRAWERS
252F	416	590	2 Drawers
253F	416	590	3 Drawers




## 2 and 3 Drawer Fixed Pedestals



R2F with one filing drawer and one box drawer (fully locking). Accepts both A4 & foolscap files. R3F with three box drawers (fully locking).



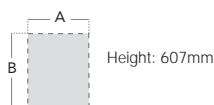
CODE	A	B	DRAWERS
R2F	416	590	2 Drawers
R3F	416	590	3 Drawers



## 2 and 3 Drawer Mobile Pedestals



25M2 with one filing drawer and one shallow drawer (fully locking). Accepts both A4 & foolscap Files. 25M3 with three shallow drawers (fully locking).



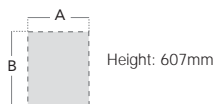
CODE	A	B	DRAWERS
25M2	424	600	2 Drawers
25M3	424	600	3 Drawers




## 2 and 3 Drawer Mobile Pedestals



25mm MFC top, 18mm MFC carcass, Lockable drawers, Ferrari metal drawer runners, solid drawer sides, R2M accommodates both A4 and foolscap files.



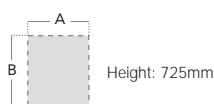
CODE	A	B	DRAWERS
R2M	424	600	2 Drawers
R3M	424	600	3 Drawers



## Desk High Pedestal



Two box and one filing drawer, fully lockable with adjustable feet. Accepts both A4 and foolscap files. \*Note carcass 600mm deep.



CODE	A	B
M25DH6	424	600
M25DH8	424	800

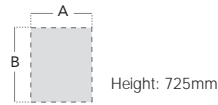


# Maestro 25 PL Commercial desking - Additonal Storage


## Desk High Pedestal



Two box and one filing drawer, fully lockable with adjustable feet. Accepts both A4 and foolscap files. \*Please Note: Carcass 600mm deep.



CODE	A	B
R25DH6	424	600
R25DH8	424	800



## 2 and 3 Drawer Deluxe Mobile Pedestals




With metalbox drawer and solid 18mm drawer base. DMP2 with 1 shallow drawer and 1 filing drawer. DMP3 with 3 shallow drawers, both fully locking, DMP2 accepts both A4 & foolscap files. Handles optional.



Customise your pedestals with these stylish handles.

CH2 used on DMP2.  
CH3 Used on DMP3.

CODE	A	B	DRAWERS
DMP2	426	600	2 Drawers
DMP3	426	600	3 Drawers



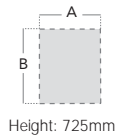
CODE	QUANTITY
CH2	2 Handles
CH3	3 Handles

Finish: Matt Nickel (Zinc Alloy)

Bow Handles




## 3 Drawer Desk High Deluxe Pedestal



P63: 600mm deep, designed to fit at 600mm side of ergonomic desk.  
P83: 800mm deep, designed to fit alongside all 800mm deep desks.  
Both fully locking, metalbox drawer surrounds with 18mm solid drawer base, accepts both A4 & foolscap files. Handles optional.

Customise your pedestals with these stylish handles.

CODE	A	B
P63	426	600
P83	426	800



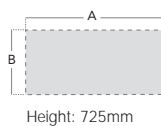
CODE	QUANTITY
CH3	3 Handles

Finish: Matt Nickel (Zinc Alloy)

Bow Handles




## Executive 2 Drawer Side Filer



Fully locking, anti-tilt, accepts both A4 & foolscap files, 45Kg drawer weight loading, 100% extension ball bearing runners, Handles optional.

Customise your side filer with these stylish handles.

CODE	A	B
DSF2	800	600



CODE	QUANTITY
CH4	4 Handles

Finish: Matt Nickel (Zinc Alloy)

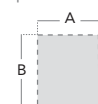
Bow Handles



## Deluxe Executive Filing Cabinets + Silver Handles



Anti-tilt, 100% extension ball bearing runners, fully locking, 45Kg drawer weight loading. Supplied with handles, Accepts foolscap only.



CODE	A	B	H	DRAWERS
LF2	480	650	730	2 Drawers
LF3	480	650	1045	3 Drawers
LF4	480	650	1360	4 Drawers




## Deluxe Desk High Bookcase / Double Door Cupboard



Desk high, 600mm deep unit, 1 adjustable shelf supplied. All one colour. Can be used as desk end storage. Cupboards are fully lockable.  
\* Please Note: DHCC supplied with handles.



CODE	A	B	DESCRIPTION
DHBC	800	600	Bookcase
DHCC	800	600	Double Door Cupboard





Cable Management Tray



Drop down cable management tray. Wire cable tray drops to expose cables fitted with plastic end covers.

Note: Specify sizes shorter than desk size eg: 1600 desk use WB1400-S

CODE	DESCRIPTION
WB0800-S	WIDTH: 800mm
WB1000-S	WIDTH: 1000mm
WB1200-S	WIDTH: 1200mm
WB1400-S	WIDTH: 1400mm

Finish: Silver

Vertical Cable Riser



Keeps cable neat, tidy and out of sight when rising to desktop.

CODE	DESCRIPTION
CTV	Vertical Cable Management

Finish: Silver

Secondary Storage

For a full range of secondary storage see page 82





Tel: **0161 330 2348**  
Fax: **0161 343 2005**

**Ashton Office Supplies**  
204 - 208 Stockport Road,  
Ashton-Under-Lyne, OL7 0NS  
[www.ashtonoffice.co.uk](http://www.ashtonoffice.co.uk)